



# STREATER

A Marmon Retail Services® Company



## Ultra 25K

classic design with unrivaled quality



# DESIGN PRECISION PERFECTION

Begin with a design that has both form and function built-in. While it is considered by many to be an industry standard, we keep improving upon it. The Ultra 25k advantages begin with our innovative starter and add-on concept. Any section of a gondola run can be isolated as a free standing module with the addition of end bottom arms, or inserted into other modular positions. The Ultra 25k Fixturing System will help maximize the merchandising impact of the products you sell and make your job easier at the same time. Not only will you enhance product presentation, you'll make greater use of your valuable floor space and yet have the ability to reconfigure with ease whenever necessary. With over 70 years of experience and a proven track record of performance-producing results, you should expect nothing less from Streater Store Fixtures. *simply the best...*



**05** The outside bottom arm is flat and does not require a trim cover. This saves you money.

**06** Trim guard base nose option sets the standard when it comes to protecting the fixture from errant shopping carts or floor maintenance equipment.



**07** The outside single upright is flat with a smooth finish. No need for trim covers!

**08** Slim line high strength steel brackets are welded to the shelf pan to provide a one piece shelf.

**01** Starter and add-on systems are a true module size. A twenty foot Streater gondola run will measure twenty feet.

**02** Any section of a multiple gondola run can be isolated as a free standing module by splitting the center upright and adding end bottom arms.

**03** The spring loaded center bottom arm goes straight into the slots of the upright and automatically locks in place. This cost saving feature speeds up installation time.

**04** Floating kick plates move independent of the bottom arms, allowing adjustment for uneven floor conditions.

Heavy duty twelve gauge uprights roll-formed to close tolerances and single slotted 1-1/4" on center. Each shelf bracket has its own slot.

High strength steel bottom arms.

Spring loaded I-beam design center bottom arms with high strength steel hooks.

2-1/2" upright meets all load requirements for gondola and wallcases thru 12,000 inch pounds.

Streater roll-formed uprights are available in long lengths.


Optional upright extenders provide additional merchandising space.

Heavy duty sixteen gauge cold rolled steel top caps and cross ties.

Eighteen gauge cold rolled steel base nose protects the fixture from damage.

Electrical knock-out or hole on most components for ease of wiring.

Optional bumper guards contoured on end bottom arms for customer protection.



One piece shelf pan with rolled 1-1/4" ticket moulding welded to underside of shelf.

Shelf and deck pans are twenty-three gauge textured steel for greater wear resistance.

Shelves have attached high strength steel, four-position and two-position brackets.


Shelf brackets are a straight-in design for ease of placement and removal - even when loaded with merchandise.

Base depths are available from twelve inches to twenty-eight inches.

Levelers are available as an option.

## SHELVES AND DECKS:

## FEATURES:



**09** | 1 1/4" ticket moulding is an integral part of the shelf.



**10** | Shelving is adjustable to four positions twelve degrees up, level, fifteen or thirty degrees down. No upturned tabs on brackets allow for straight-in placement.




**11** | Textured metal finish is easier to clean and maintain helping conceal fingerprints, scratches and the passage of time. Textured steel keeps looking newer longer.

**12** | Uprights have measuring embossments every five inches for quick reference when implementing your plan-o-gram or shelf placement.



**13** | Back panels are made of high density board with beveled edges. Backs are held in place on all four edges. Our slim line design gives you an extra row of perforations.



**14** | Attractive 1/2" on center diamond shaped perforations accept all standard binning hardware. 1/2" spacing allows for greater flexibility in bin spacing.

